



Production Worksheet

EmbroideryStudio 2025 - Designing

THANKSGIVING-3 - PATCH

Design: thanksgiving-3 - patch






Title:


Stitches:	35.316
Height:	4.53 in
Width:	5.02 in
Colors:	5
Colorway:	Colorway 1
Zoom:	1:1



Machine format: Tajima
Color changes: 4
Stops: 5
Trims: 66
Appliqués: 0
Left: 63.7 mm
Right: 63.7 mm
Up: 57.5 mm
Down: 57.5 mm
EndX: 0.00 in
EndY: 0.00 in
Area 22.72 in²
Max stitch: 7.6 mm
Min stitch: 0.3 mm
Max jump: 7.0 mm
Total thread: 775.91ft
Total bobbin: 321.51ft

Stop Sequence:

#	N#	Color	St.	Code	Name	Chart
1.	1		21.759	1857	Chocolate Lab	Madeira PolyNeon 40
2.	2		10.882	1949	Ivory	Madeira PolyNeon 40
3.	4		887	1903	Spruce Green	Madeira PolyNeon 40
4.	3		1.339	1923	Apricot	Madeira PolyNeon 40
5.	5		447	1707	Honeysuckle	Madeira PolyNeon 40




Color: 1
Stop: 1
Element:
Code: 1857
Name: Chocolate Lab
Chart: Madeira PolyNeon 40
Stitches: 21.759
Thread used: 525.73ft




Color: 2
Stop: 2
Element:
Code: 1949
Name: Ivory
Chart: Madeira PolyNeon 40
Stitches: 10.882
Thread used: 208.46ft



Color: 4
Stop: 3
Element:
Code: 1903
Name: Spruce Green
Chart: Madeira PolyNeon 40
Stitches: 887
Thread used: 12.34ft



Color: 3
Stop: 4
Element:
Code: 1923
Name: Apricot
Chart: Madeira PolyNeon 40
Stitches: 1.339
Thread used: 20.37ft



Color: 5
Stop: 5
Element:
Code: 1707
Name: Honeysuckle
Chart: Madeira PolyNeon 40
Stitches: 447
Thread used: 7.37ft